



Evo Force1 Quick Guide

IMPORTANT CUSTOMER INFORMATION

bluepeak Account Number _____

WiFi Network _____


WiFi Password _____

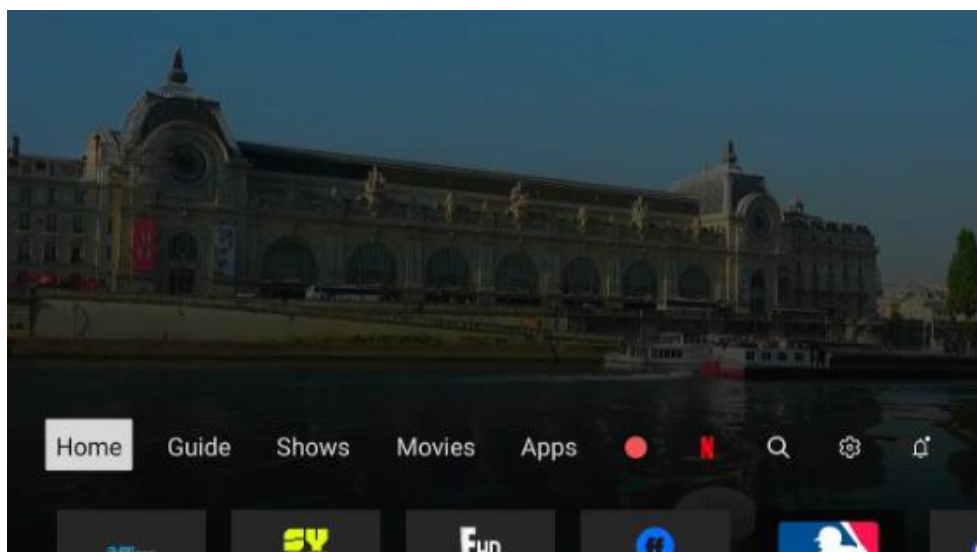
bluepeak TV Email _____

bluepeak TV Password _____

Other _____

1. FORCE1 MAIN MENU

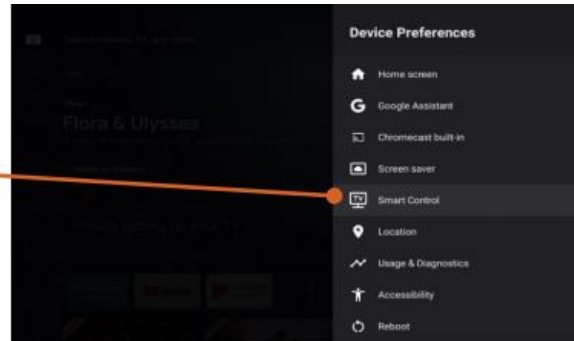
- Press the TiVo button  on the remote control to get to the Main Menu.
- From the main menu, you can easily access popular destinations like the Home Screen, Guide, Shows, Movies, and Apps.
- The device menu/settings are within the Bluepeak App. The settings gear icon is located next to the bell.
 - **Guide:** The traditional channel listing allows for browsing both forward and backward in time to see what's on and upcoming.
 - **Shows & Movies:** Browse live, upcoming, and recently aired shows and movies by categories such as "What's on Now," "Action," "Drama," etc.
 - **Apps:** Browse Apps that are installed.
 - **Recordings Settings:** Manage Settings such as DVR Recordings.
 - **Search:** Explore live, upcoming, recorded, and Replay content across the app.
 - **Settings:** Locate Device Settings such as Device Info, Device Settings, Manage Profiles, Sign Out, and other information here.



2. PROGRAM REMOTE TO TV

PROGRAM REMOTE TO TV

Under **Settings** -> **Device Preferences** -> **Smart Control** you can program the remote to the TV.



MANUAL REMOTE CONTROL UPDATE PROCESS

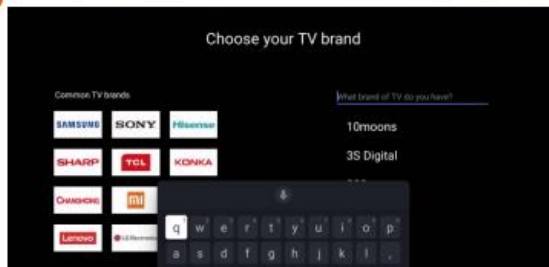
1 Under **Settings** -> **Device Preferences** -> **Smart Control** you can update your remote control.



2 If your TV brand is automatically found, it will show in the window as shown to the right, simply check **Yes** to continue.



3 If your TV brand is **not** automatically found, you can type in the brand of the TV as shown.

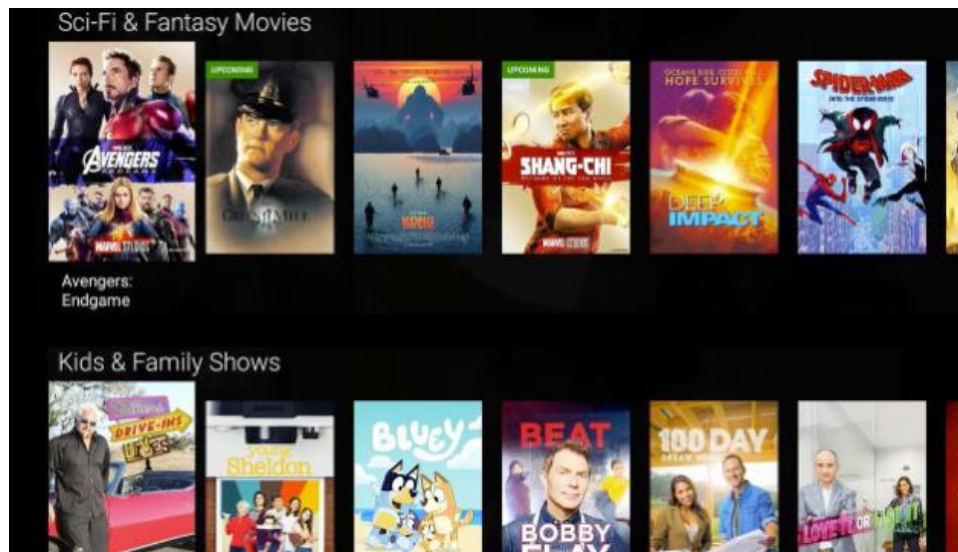


4 Once you have validated the **TV Power button works**, choose **Yes** to continue.

5 Once you have validated the **Source button works**, choose **Yes** to continue.

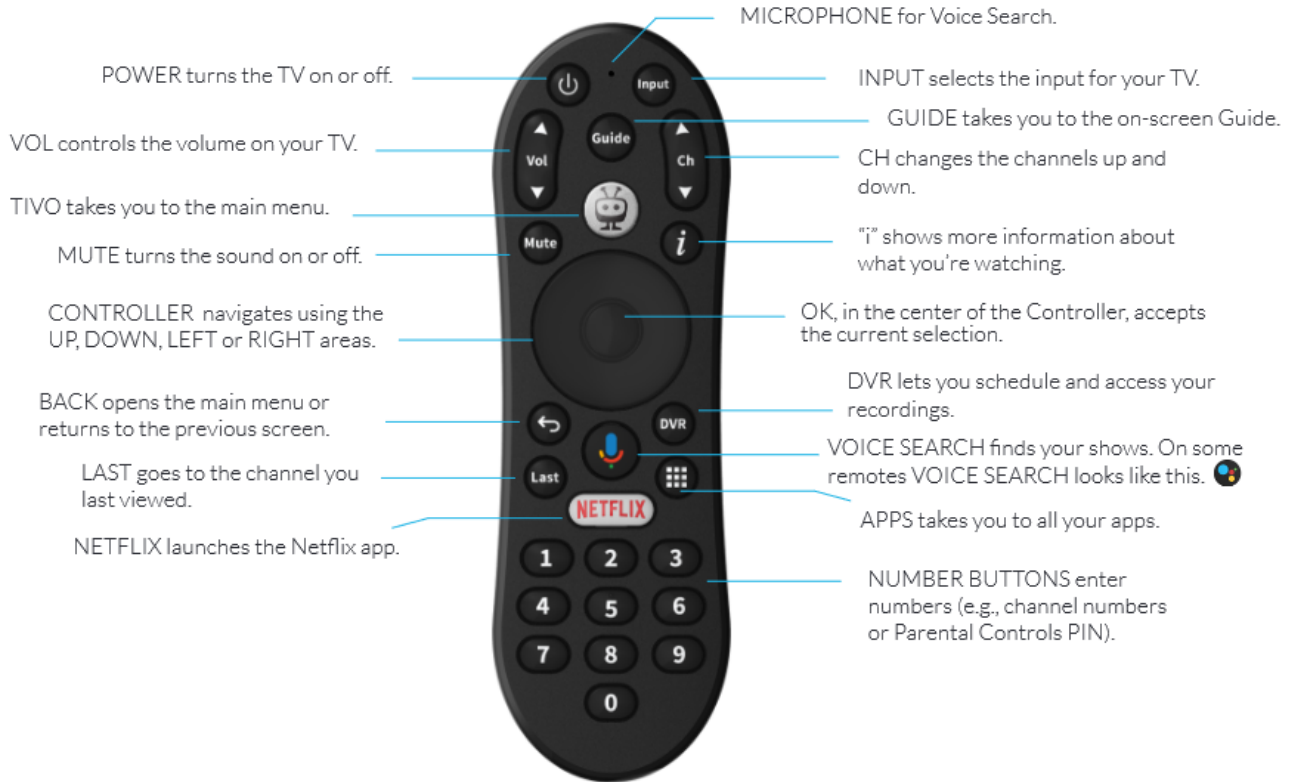
3. THE HOME SCREEN

- The Home screen is your hub for finding great content to watch. Browse categories like Sports, News, Kids, and Popular Shows, or check out live sports or shows that are on now.
- When you find something you like, you can select it to view the details, watch it, or set up a recording.



4. REMOTE CONTROL BUTTON EXPLAINED

GET TO KNOW YOUR REMOTE CONTROL





Customer Care 1-888-975-4BLU | mybluepeak.com